



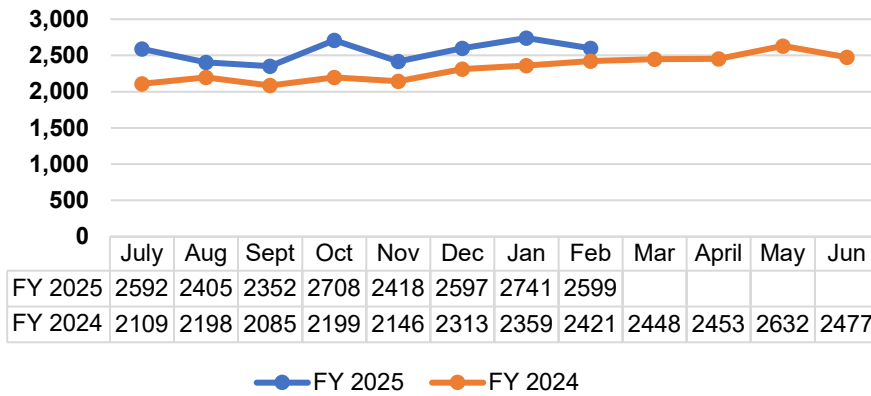
# Berkshire Regional Transit Authority

## Paratransit Service Performance Year to Date

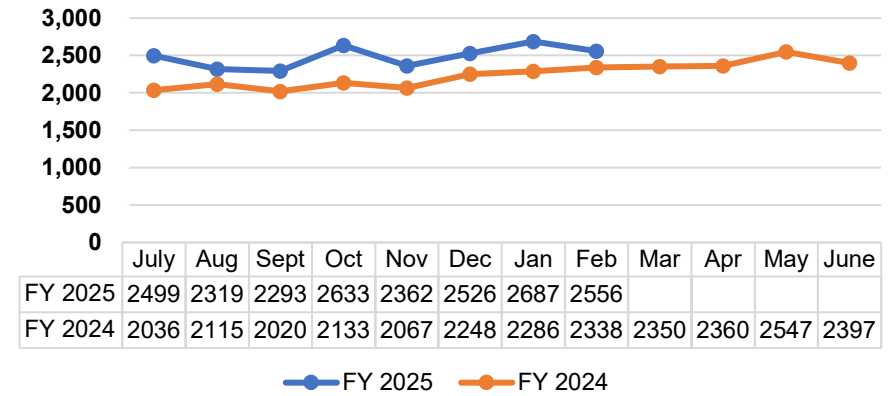
### FY 2025 July 1, 2024 – February 28, 2025

#### Ridership by Category

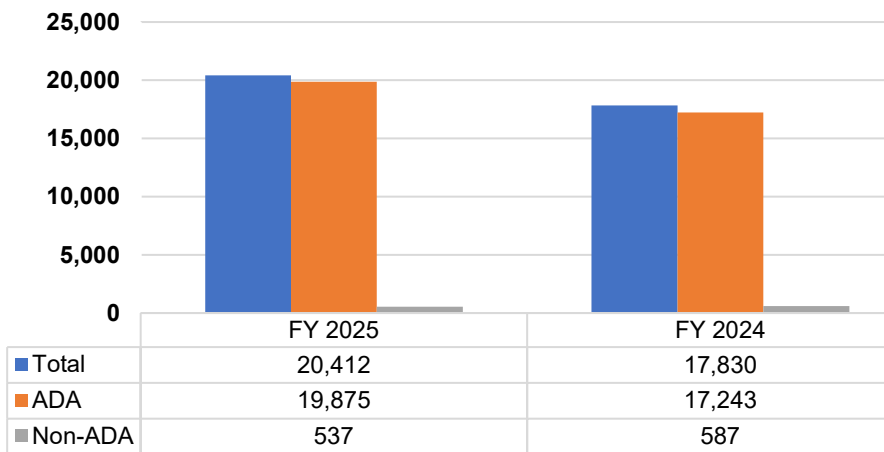
Total System Passengers by Month



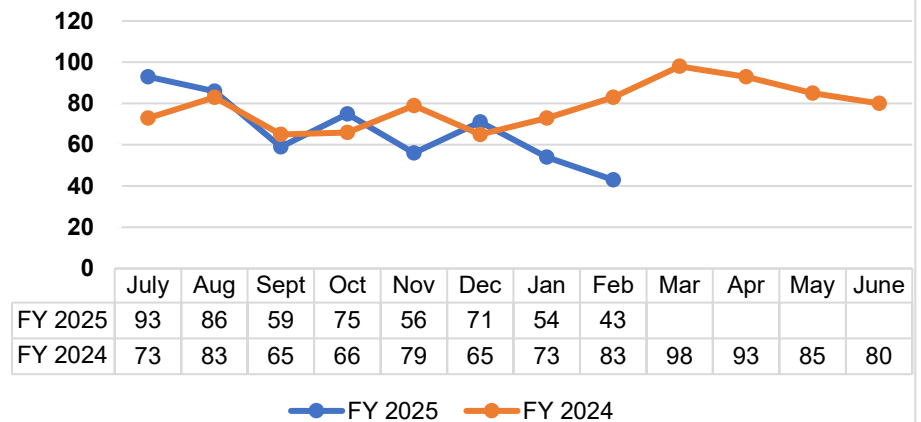
Total ADA Passengers



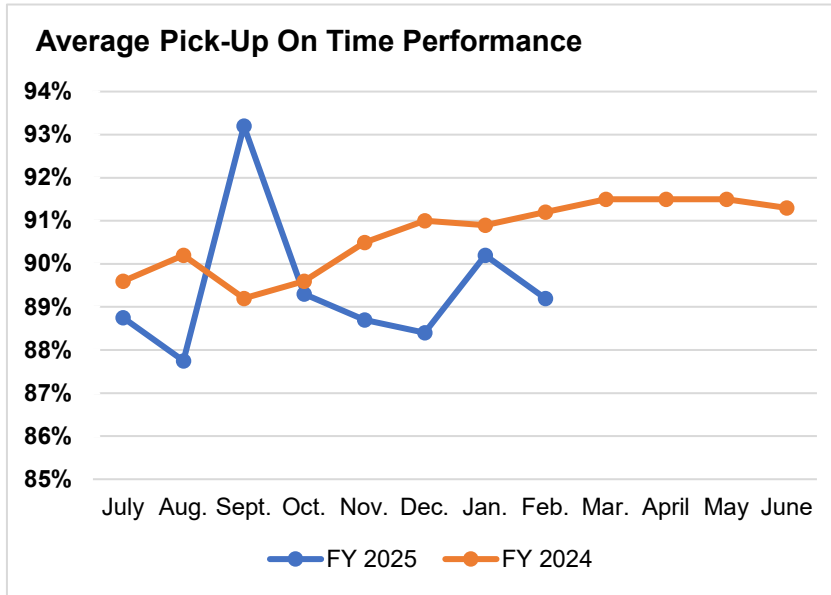
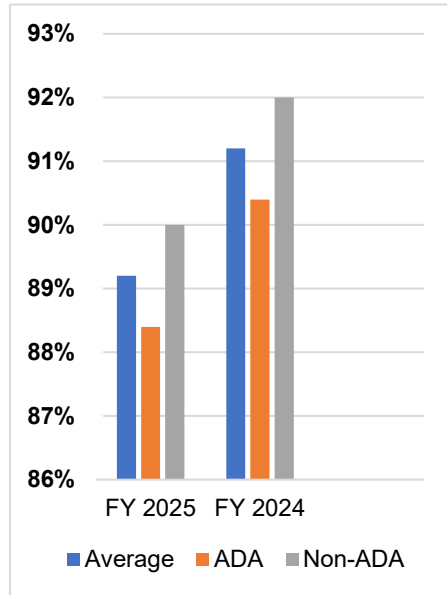
Total System Ridership Year to Date



Total Non-ADA Passengers



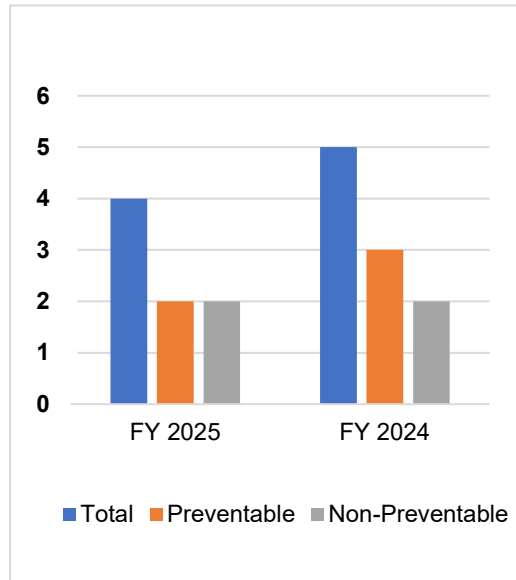
## On Time Performance (Pick-Up OTP Only as of FY25 per MassOSA)



## Customer Complaints (Valid)

Month	FY 25	FY 24
July	0	0
Aug.	3	0
Sept.	1	0
Oct.	0	1
Nov.	0	1
Dec.	3	4
Jan.	0	3
Feb.	0	1
Mar.		1
April		0
May		0
June		0
<b>Total</b>	<b>7</b>	<b>8</b>

## Accidents (Total YTD)



## Preventable Accidents

Month	FY 25	FY 24
July	1	0
Aug.	0	0
Sept.	0	0
Oct.	0	0
Nov.	0	0
Dec.	1	1
Jan.	0	0
Feb.	0	1
Mar.		0
April		0
May		0
June		0
<b>Total</b>	<b>2</b>	<b>2</b>

## Mobility Devices (Total YTD)

